


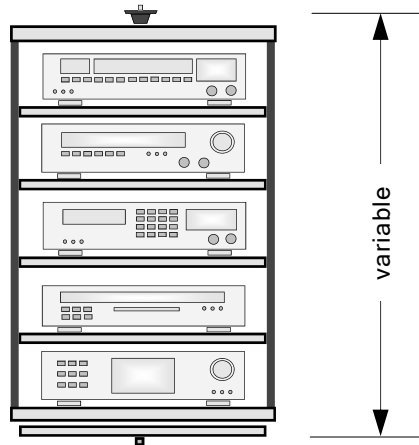
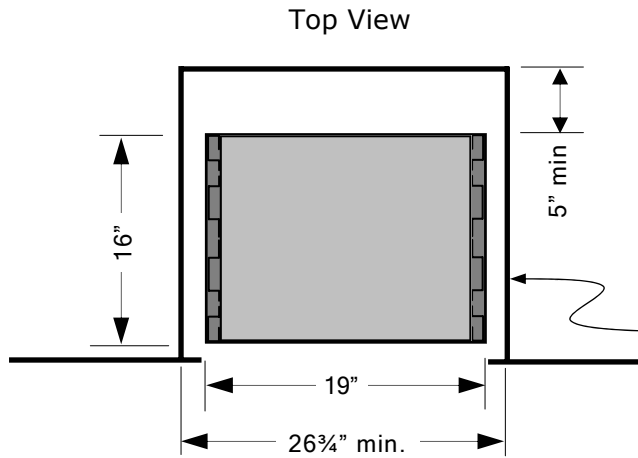
# Avrak Tech Sheet

January 2010

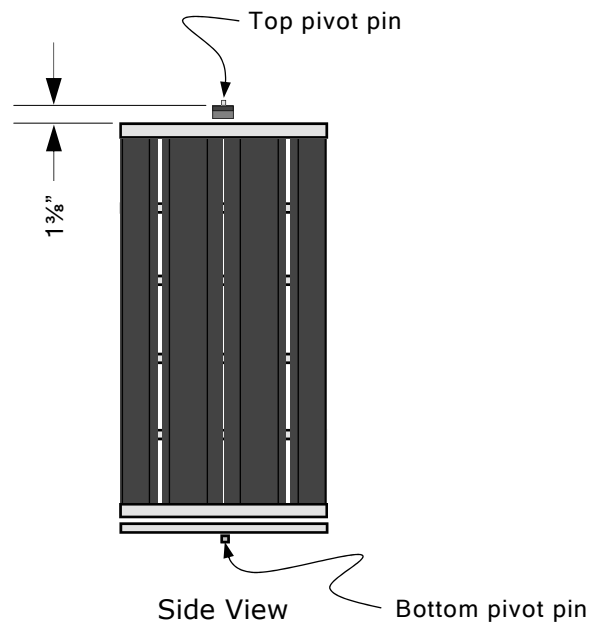


## Front Opening Size Options

The front opening of the enclosure can be 20" wide so long as the rack is set back even with inside of the frame of the enclosure. The drawing shows an exaggerated setback for clarity. For Avrak's 36 through to 72 a 1¼" frame top lip may also be used to tighten the look of the enclosure. A ¾" lip may be used on all Avrak's as a bottom frame lip to cover the front of the pivot plate. Sizing the face frame in this manner will not impede the rotation of the Avrak. Be sure to have the minimum specs for the inside of the cabinet to insure proper rotation clearances.



Front View



Side View

avrak	Unit Number	Minimum Rough Opening H x W x D	Maximum Component Clearance	Shelves	Weight Rating
	AV-72	72"x 26¾"x 21"	54⅝" x 17¾"	11	450 lbs
	AV-60	60"x 26¾"x 21"	45⅝" x 17¾"	9	450 lbs
	AV-48	48"x 26¾"x 21"	35⅝" x 17¾"	7	450 lbs
	AV-42	42"x 26¾"x 21"	30⅞" x 17¾"	6	450 lbs
	AV-36	36"x 26¾"x 21"	26⅞" x 17¾"	5	450 lbs
	AV-30	30"x 26¾"x 21"	22⅝" x 17¾"	4	450 lbs

- The "Maximum Component Clearance" (MCC) is the total height of all the components to be installed in the unit. Half inch of air space allowed for each shelf in the MCC measurement.
- Not all components will rotate inside a 26¾" enclosure. Please measure all components to be installed and make appropriate adjustments to the rough opening.
- Shelf count includes the bottom fixed shelf. All adjustable shelves are standard ¾" thick. Upgrades available.
- Custom cut heights available.

Manufactured by *Avrak Manufacturing Ltd*  
Kelowna, BC, Canada

Ph: 250-765-5101

Toll Free: 888-973-3550

[www.avrak.com](http://www.avrak.com)